
















DALstation™ Error/Status Icons QRC



Error and Status Icons in Event Displays

Icon	Condition	Could Indicate...	Resolution
	General Error	Error exists; specific error appears on event line or in event window	Check the Event Window (F8) for more information
	Data Error	Typing error, data entered into active schedule field not yet validated, source not defined, wrong SOM	Check for typing errors. If invalid Video Source, use Source List (F7)
	Schedule/Time Error	Event start time does not equal previous event's end time, schedule running out	Use Ripple Down, change timings, add new schedule
	Source Conflict	Source being used at the same or overlapping time on another bus, or duplicate times in same bus, or VTR does not have enough time to cue next event	Change a source to remove the conflict
	Item Not Available	System cannot find item by requested material ID	Check ID or look for item on transmission server/Flexicart
	Source Not Available	Source cannot be used because automation cannot communicate with source	Check diagnostic displays, check VTR for remote mode
	Source Error	Possible error in machine process (e.g., silence sensor detects lack of audio)	Inspect machine to locate and solve problem
	Reserve Error	Item on main server, but not available on reserve	Make item available on reserve/backup
	Summary Box Error	One or more summarized fields indicates error	Open Summary box, locate, resolve
	Database Info Not Copied	Database fields from server metadata don't match event fields	Accept or resolve discrepancy
	Embargo Warning	Event to air is near its configured embargo period	Confirm propriety of airing event
	Embargo Error	Event to air is within its configured embargo period	Confirm propriety of airing event





Bus Status Icons in Split Bus Display

Icon	Condition	Indicates...	Resolution
	Bus in Hold	Prevents schedule from airing on this bus	Release bus if needed
	Manual Trigger	Manual start/end type; schedule won't advance	Operator intervention required
	Current Bus	Currently active bus	To change buses, use Bus Select (F6)

Active Alarm Icons

Icon	Condition	Indicates...	Resolution
	New Alarm	Unacknowledged, unresolved alarm condition	Acknowledge, investigate, resolve
	Active Alarm	Acknowledged, unresolved alarm condition	Investigate, resolve alarm condition

Horizontal Timeline Start/End Types

Icon	Indicates...	Icon	Indicates...
	True Time (start type only)		Network cue (start and/or end type)
	Manual start and/or end type		External cue (start and/or end type)

Note: In the horizontal timeline, start types are indicated by these icons at the beginning of the event. End types are indicated by these icons at the end of the event.



© Encoda Systems, Inc. 2003. All rights reserved. Printed in USA 03/03. Encoda Systems, Inc. reserves the right to revise and improve its products as it chooses. This material is designed to assist in the use of the product, as it exists on the date of publication of this material, and may not reflect the product at the current time or an unknown time in the future. This publication does not in any way warrant description accuracy or guarantee the use for the product to which it refers.

DALstation™ Troubleshooting and Tips QRC

Note: In case of computer failure, always follow your station's emergency procedure protocols. The troubleshooting procedures included in this QRC are guidelines only. Encoda Systems is not responsible for operator errors.

Launch DALstation

Use this procedure to start a DALstation session from the Windows NT/2000 Desktop.

1. Double-click the **DALstation** icon.
2. Enter your user name and password.
3. Select the CPU/LAN you want (**CPU/LAN1** is default).
4. Click **Connect**.

Restart DALstation

Use this procedure to restart DALstation when the application has stopped responding to commands.

1. Press **Ctrl+Alt+Delete**.
2. In the Security Window, click **Task Manager**.
3. Select the **Applications** tab.
4. Highlight **DALstation**.
5. Click **End Task**.
6. Close the Task Manager.
7. Launch DALstation.

Shut Down and Restart NT/2000

Use this procedure to recover from a serious computer error.

1. Press **Ctrl+Alt+Delete**.
2. In the Security Window, click **Shutdown**.
3. Make sure the **Shutdown** radio button is selected.
4. Click **OK**. After a pause, the Shutdown or Restart dialog opens.
5. Click **Restart**.
6. Sign onto Windows.
7. Launch DALstation.

Helpful Tips

Made a mistake?	Use the Undo command. Press Ctrl+Z .
Can't see the field positions in the schedule?	Delineate the cursor event fields. Press Ctrl+Shift+D .
Can't find a specific field?	Use the Field Finder. Press Ctrl+Shift+F .
Not sure what a toolbar button does?	Hover the mouse pointer over the button for a few seconds. A tooltip describing the button appears. The tooltip disappears when you move the cursor.
Need to know the name of a field?	Hover the mouse pointer over the field for a few seconds. A tooltip describing the field appears. The tooltip disappears when you move the cursor.
Need to use the menu without using the mouse?	Use the menu hotkeys. Press Alt and the key for the underlined letter of the menu you want to open. To launch a command, press the key for the underlined letter.
Not sure what programs are running?	Look at the names in the taskbar at the bottom of the screen.
Want to do something to an object?	Click the object with the right mouse button. A list of what you can do to the object appears in a shortcut menu .

Time Errors

Time Error	Meaning and Resolution
Minus HH:MM:SS:FF	You must remove material equal to the amount of time displayed to hit the fixed point. If you don't, the previous event will be clipped.
Plus HH:MM:SS:FF	You must add material equal to the amount of time displayed to hit the fixed point. If you don't, black will air for that amount of time.